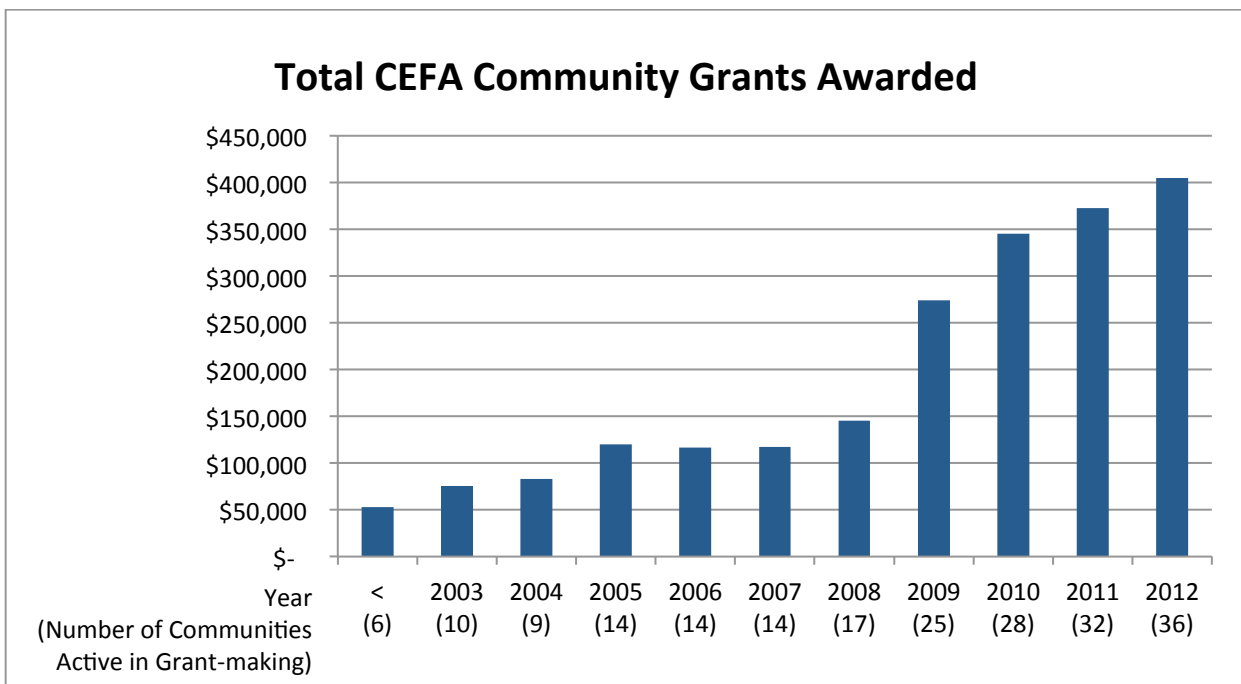




## 2012 CEFA Grant Analysis Report

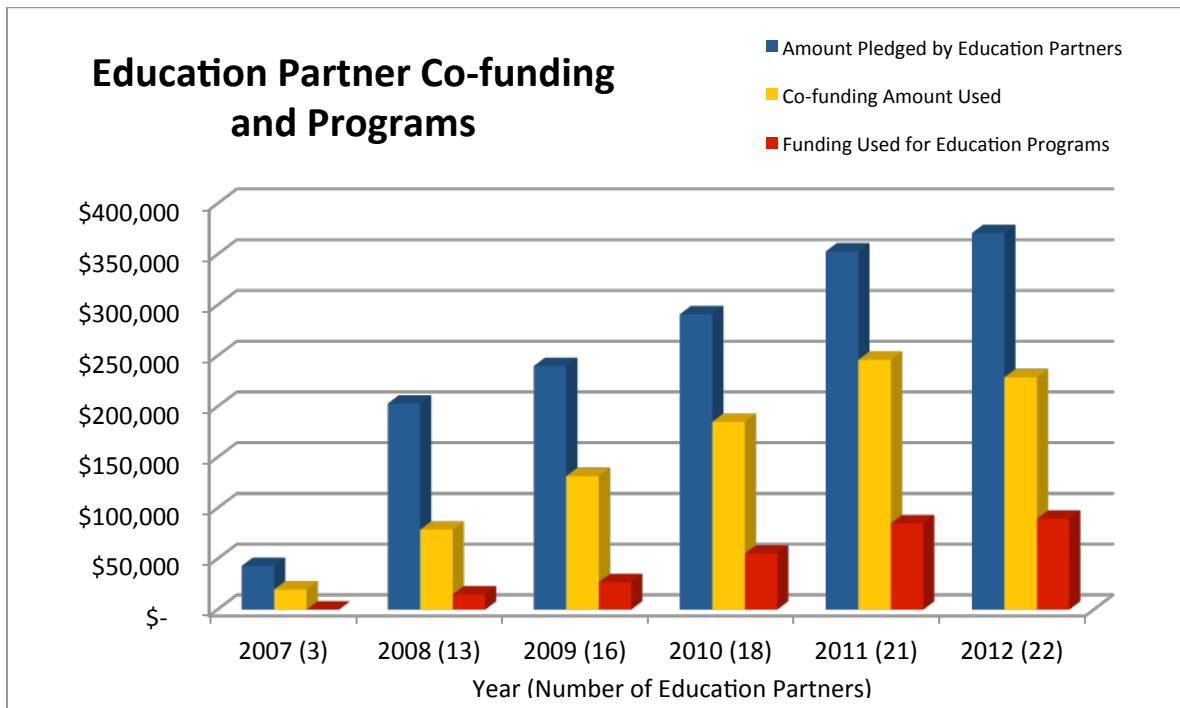
- The total number of grants provided to rural and regional youth in 2012 was 386, an increase of 5% on 2011, with an average of nine grants provided per community and an average grant value of \$1,047.
- The total value of grants given by our local Education Foundations was \$404,035, an increase of almost 8% on 2011 figures.
- This year, 36 of CEFA's local communities were active in grant-making, with many of our newer communities becoming ready for their first round of grant offers in late 2011. Other Education Foundations were either too newly established to be ready to commence grant-making at this point or there were no school leavers from their community this year.
- Since our first Education Foundation was formed in 1993, 2,095 community grants have been given to rural and regional youth totalling \$2,109,361.
- CEFA currently enjoys partnerships with 22 Education Partners, who have provided a total of \$919,365 of additional support for rural and regional youth since 2003.
- In 2012 alone, the Education Partners contributed \$228,845 in co-funding.
- The total value of support provided to youth in CEFA communities in 2012 (local grants, Education Partner co-funding, external scholarships and education aspiration enhancement programs) was \$797,430.
- In total CEFA, our local Education Foundations, Education Partners, external scholarship and program providers have given \$3,692,326 of support to rural and regional youth from CEFA communities since 1993.



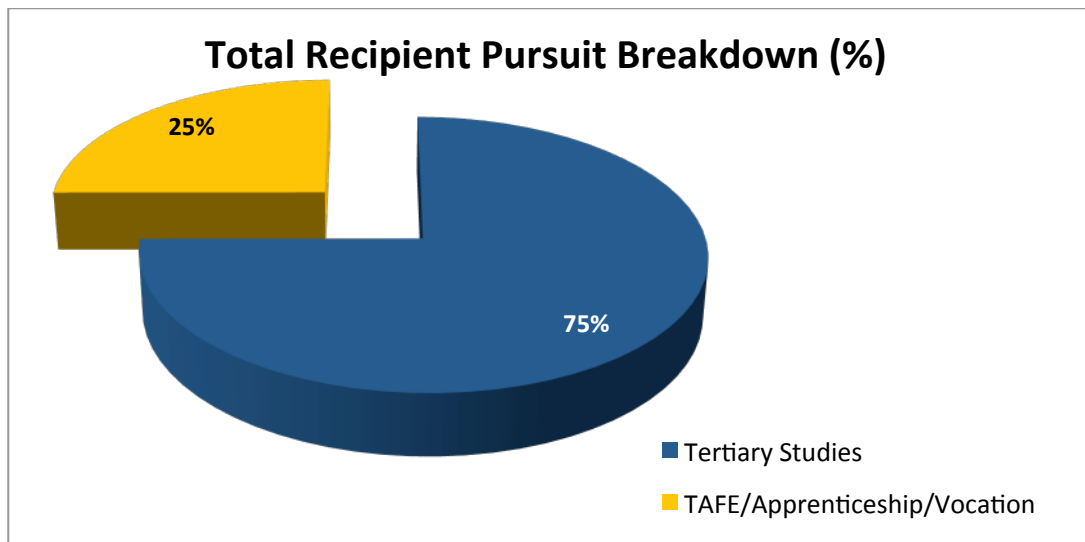
**Total Value of 2012 CEFA Grants, Education Partner Co-Funding, Programs and External Support**

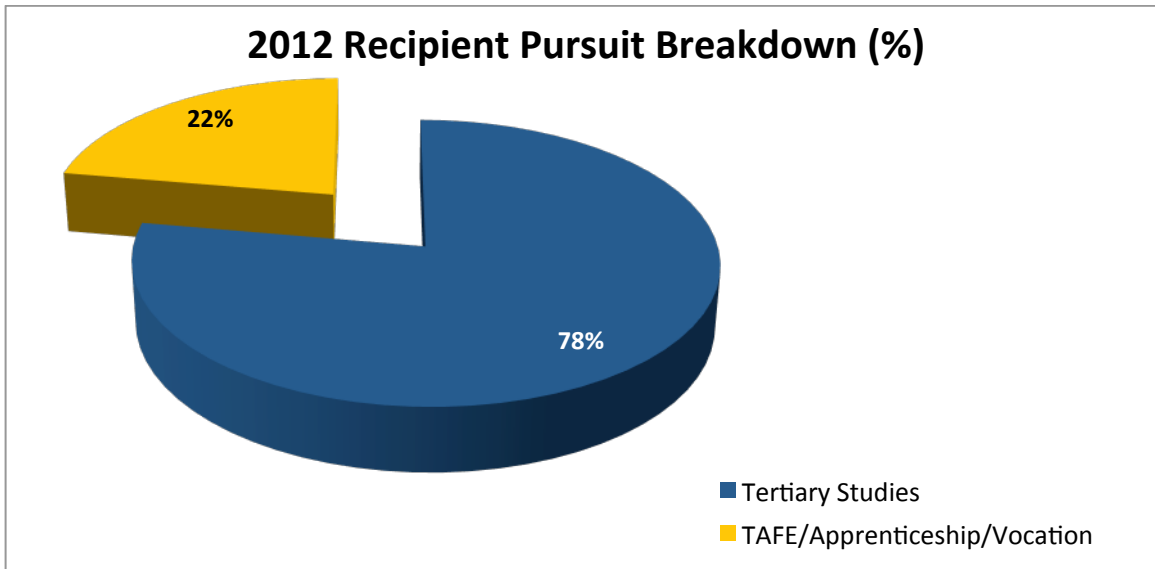
<b>2012 CEFA Local Education Foundation Grants</b>	<b>\$404,035</b>
<b>2012 Education Partner Co-funding</b>	<b>\$228,845</b>
<b>2012 Education Aspiration Enhancement Programs</b>	<b>\$116,500</b>
<b>2012 External Scholarships and In-kind Support</b>	<b>\$48,050</b>
<b>Total Value of Support Provided to Youth in CEFA Communities in 2012</b>	<b>\$797,430</b>

The support from CEFA’s Education Partners continues to increase each year. As a result, the value of student co-funding and our education aspiration enhancement programs, including our University Experience and Careers in Science Programs, also increases:

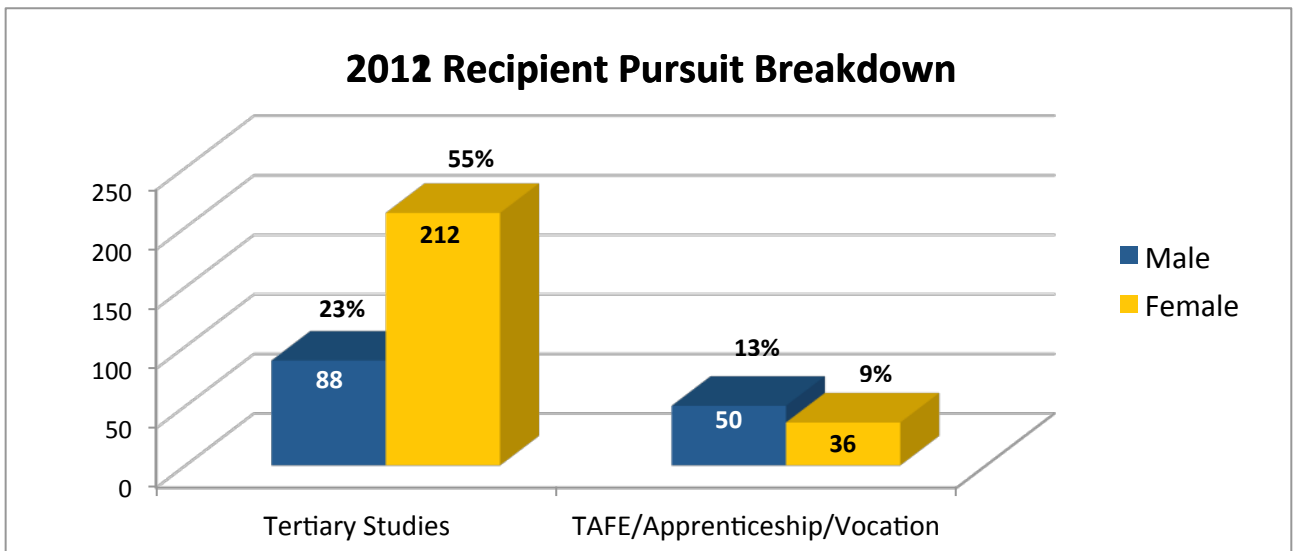
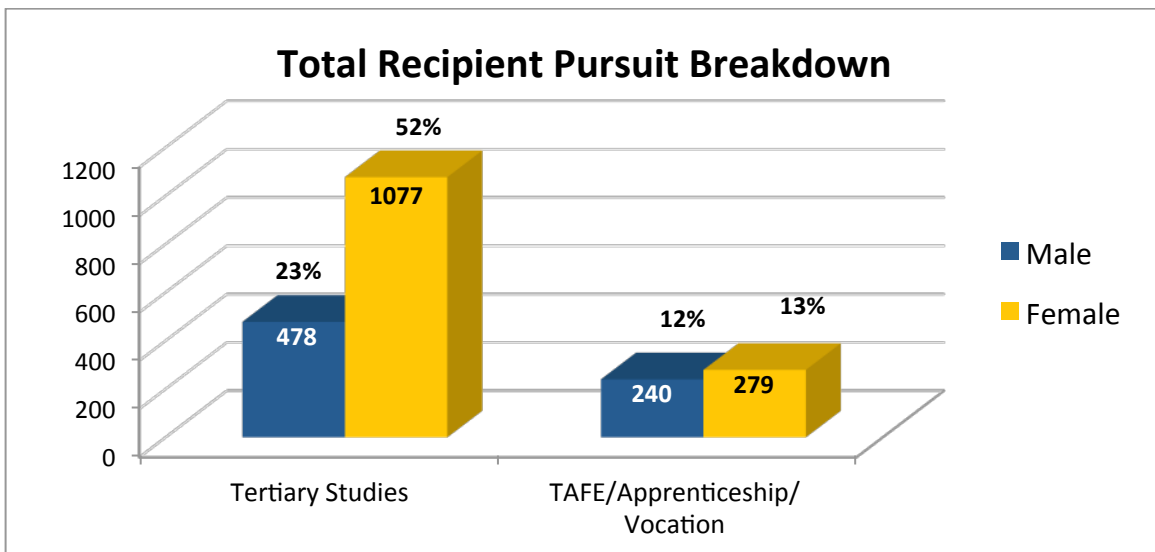


Recipients of CEFA grants are not university students alone. Grants are awarded to students who are pursuing a broad range of post-high school aspirations and vocations including apprenticeships, certificates, diplomas, traineeships, etc. The graphs below provide a breakdown of the types of pursuits that our grant recipients are undertaking. The first graph shows all CEFA grant recipients; and the second, represents recipients in 2012 only.

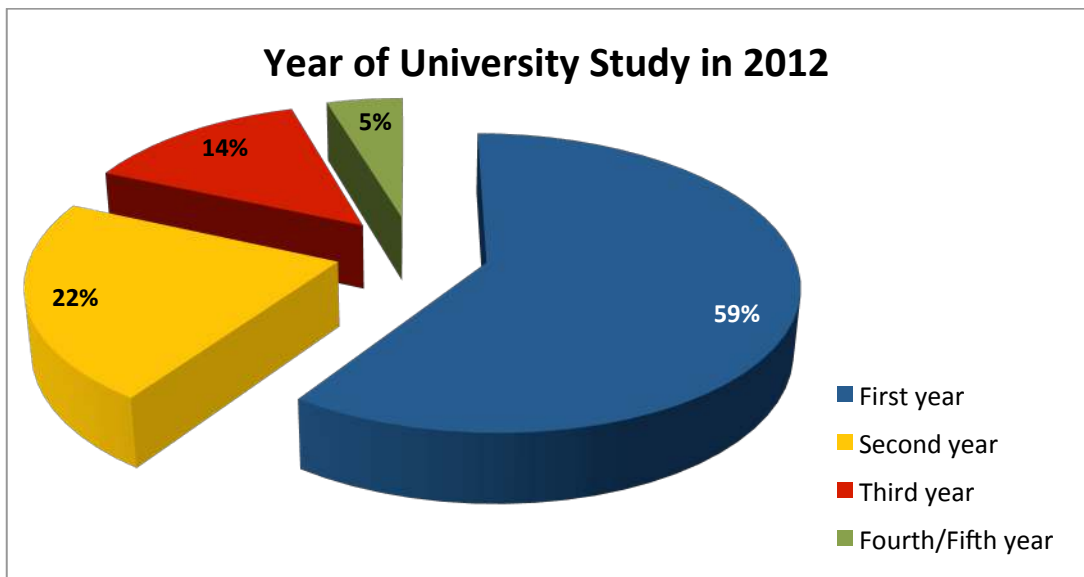




The graph below further breaks down the pursuits of recipients according to their gender, again both in total and 2012 alone. As with 2011, the majority of grants this year were provided to female students pursuing tertiary education, with grants to male university students the next largest group. However, as opposed to 2011, in 2012 there were more male than female students attending TAFE or pursuing an apprenticeship or vocation:



This chart represents the breakdown of CEFA grant recipients attending university according to their year of study in 2012. The number of students who have received grants for post first-year studies has increased, with second year students doubling as a percentage compared to 2011. This indicates that our local Education Foundations are working to provide repeat grants to students and to extend the longevity of their support.



The following chart provides an indication of the diversity of pursuits for which recipients have received a grant from their local community. Students studying double degrees have been recorded under both pursuits:

